


WALZFLEX



Walz

SEMI - AUTOMATIC

SPECIFICATIONS :

Film and Pictures Size : Twelve $2\frac{1}{4} \times 2\frac{1}{4}$ (6cm \times 6cm) pictures on 120 film

Lenses : Coated KOMINAR (3 element)
f-75mm 1:3.5

Shutter : COPAL, built-in flash synchronization and Selftimer

Shutter Speed : 1/10, 1/25, 1/50, 1/100,
1/300, and Bulb

Fully synchronized for

(X) Speedlight 1/10~1/300

(F) "F" class flash bulbs 1/10~1/50

(M) "M" class flash bulbs 1/10~1/25

Diaphragm : 3.5, 4, 5.6, 8, 11, 16, 22
Complete with leather carrying case.



List of WALZ accessories for the WALZFLEX.....

Filters for Black and White

(Size 36mm)

Filters for Color (Size 36mm)


Par Walzar Set (Size 28.5mm)

(Parallax-corrected close-up attachment)

Lens Hood

Flash Gun

Exposure Meter





This manual is for reference and historical purposes, all rights reserved.

This page is copyright© by M. Butkus, NJ.

This page may not be sold or distributed without the expressed permission of the producer

I have no connection with any camera company

On-line camera manual library

This is the full text and images from the manual. This may take 3 full minutes for the PDF file to download.

If you find this manual useful, how about a donation of \$3 to: M. Butkus, 29 Lake Ave., High Bridge, NJ 08829-1701 and send your e-mail address so I can thank you. Most other places would charge you \$7.50 for a electronic copy or \$18.00 for a hard to read Xerox copy.

This will allow me to continue to buy new manuals and pay their shipping costs.


It'll make you feel better, won't it?

**If you use Pay Pal or wish to use your credit card,
click on the secure site on my main page.**

Donate: www.PayPal.me/butkus

venmo: @mike-butkus-camera Ph. 2083

WALZFLEX THE FAMILY SIZE CAMERA



FEATURES

The WALZFLEX is specially and carefully designed so that even the most uninitiated will express joy in its simplicity of operation.

The KOMINAR lens enjoys a high reputation for faithful definitions and is combined with the COPAL shutter, the internationally famous for reliable and efficient operation over a wide range of conditions. The WALZFLEX is truly a camera for the whole family.

1. Exposure indicator
2. Film winding knob
3. Winding knob release
4. Focusing knob
5. Film reminder
6. Shutter cocking lever
7. Shutter speed pointer
8. Shutter release button
9. Focusing hood
10. Viewing lens
11. Diaphragm pointer
12. Taking lens
13. Selftimer setting lever
14. Flash terminal
15. Back lock (Back fastener)

To Load the Camera :

Insert roll film in lower film chamber and wind up slack on the take-up spool until the arrow on the film points to the white dot. Close cover and lock.

By pressing in the winding knob release the film winding knob can be turned clock wise until the exposure indicator reads 1. After each subsequent exposure wind until the counter clicks to a stop.